

impact.

MINERALS



Excellence in Exploration

Introducing Impact Minerals (ASX:IPT)

Capital Structure	
Listed on ASX	November 2006
Shares on Issue	789 million
Options/Warrants	67.5m unlisted Executive 75.4m unlisted Squadron
Convertible Note	\$2m – Squadron
Share Price	2.9¢
Market Cap	\$22.5m

Cash \$3 million

Board	Position
Peter Unsworth	Chairman
Dr. Michael Jones	Managing Director
Dr. Markus Elsasser	Non Executive Director
Paul Ingram	Non Executive Director
Felicity Gooding	Non Executive Director

Shareholders	
Bunnenberg Family	23%
Squadron Resources	6%
Directors	6%
Top 20	56%
Top 50	65%
No of Shareholders	1,448

Squadron Transaction

\$3 million cash injection August 2015

- \$2 million convertible note: 3 year term, interest free, redeemable in shares.
- Convertible at the lower of 2.1¢ per share or 80% of the 30 day VWAP.
- \$1 million placement at 2.1¢
- Impact to spend \$2.5 million on Commonwealth and Broken Hill

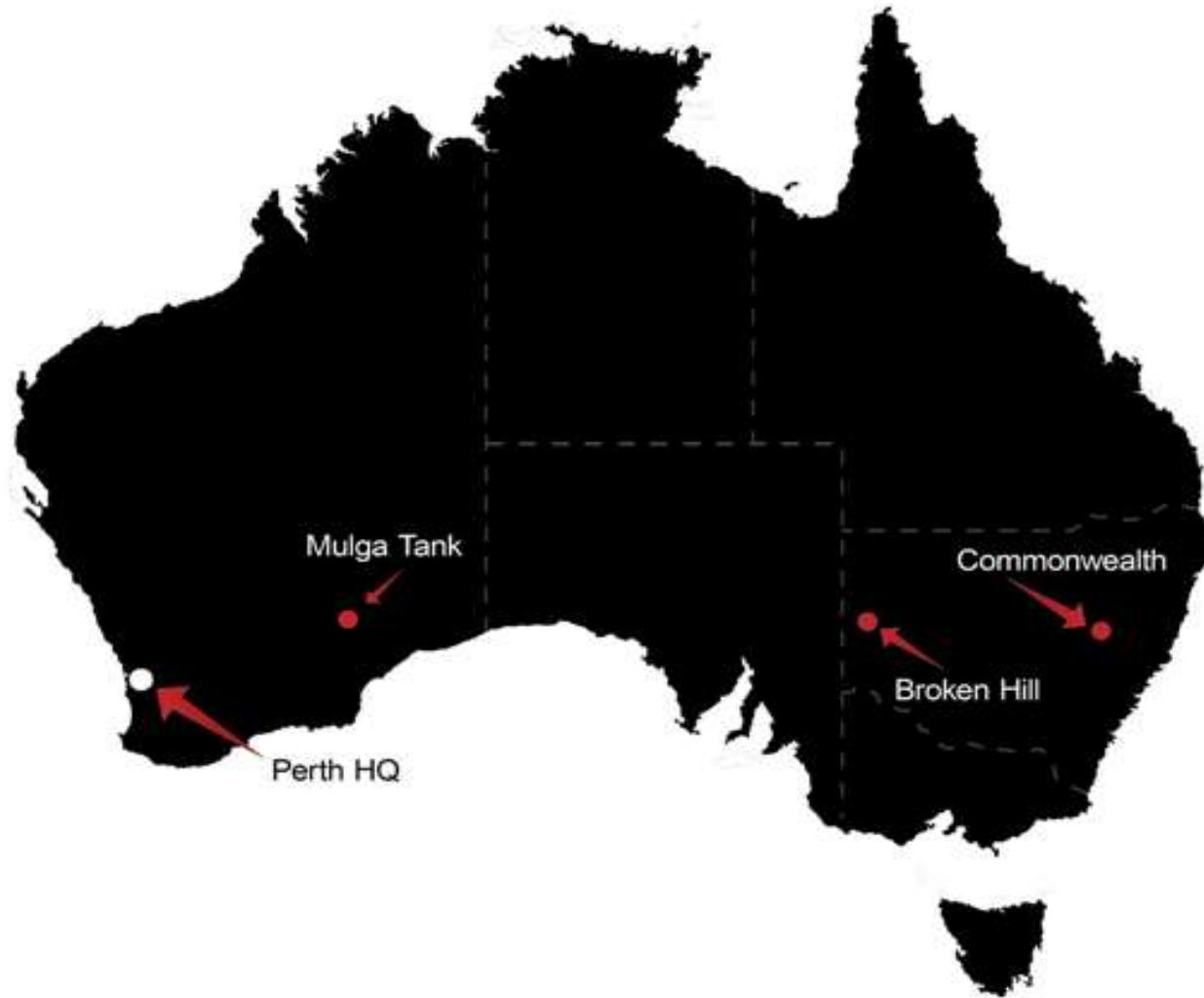
Potential \$2 million in Joint Venture funding

- Option for Squadron to invest a further \$1 million into either or both Commonwealth and Broken Hill, to earn a 19.9% interest

Potential \$2.3 million investment from option conversion

- 71,500,000 unlisted options at 3.25¢ps

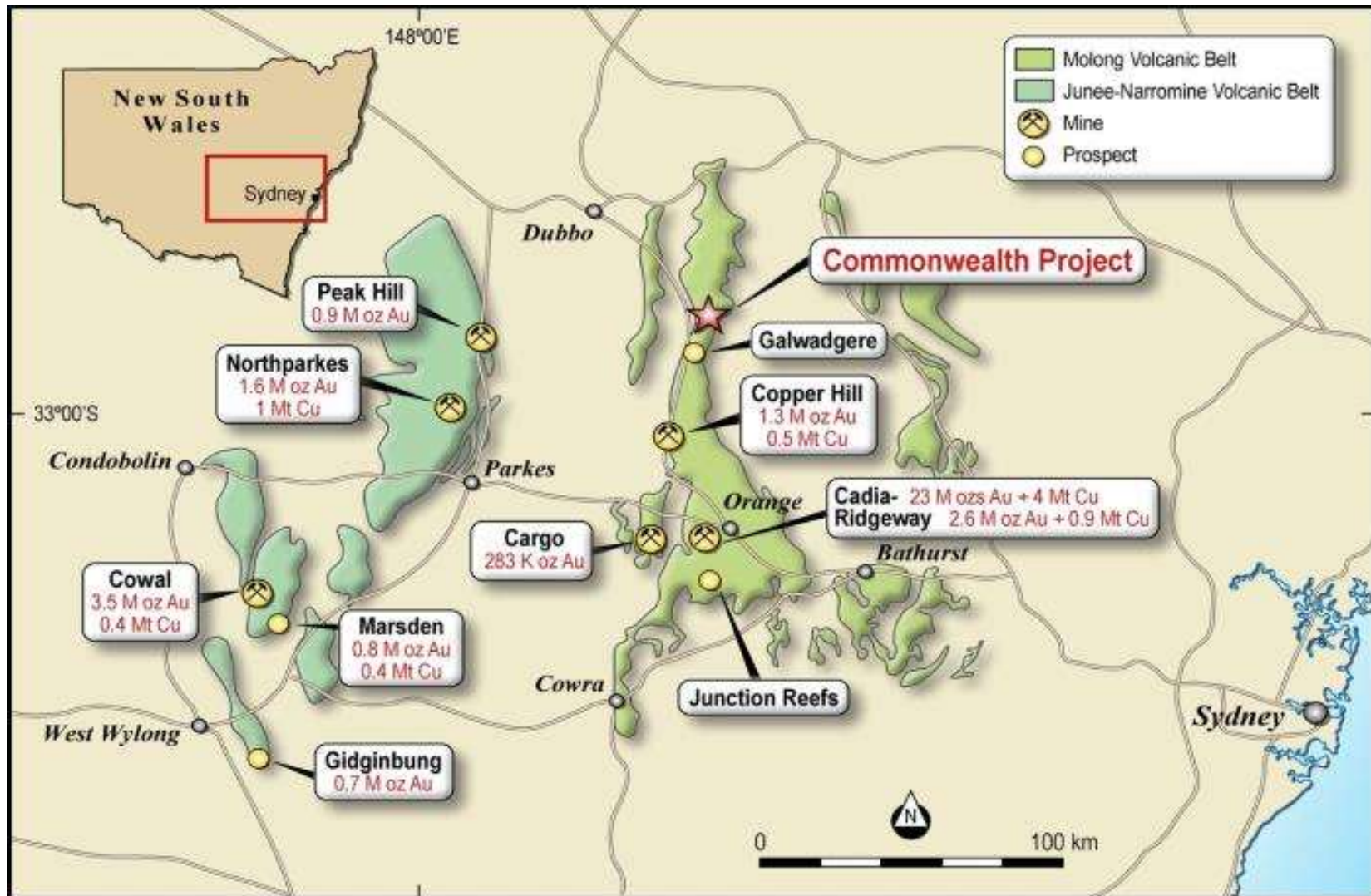
Impact has 3 projects each with the potential for the discovery of a major mine



Commonwealth Project Gold-Silver-Base Metals New South Wales Impact 100%

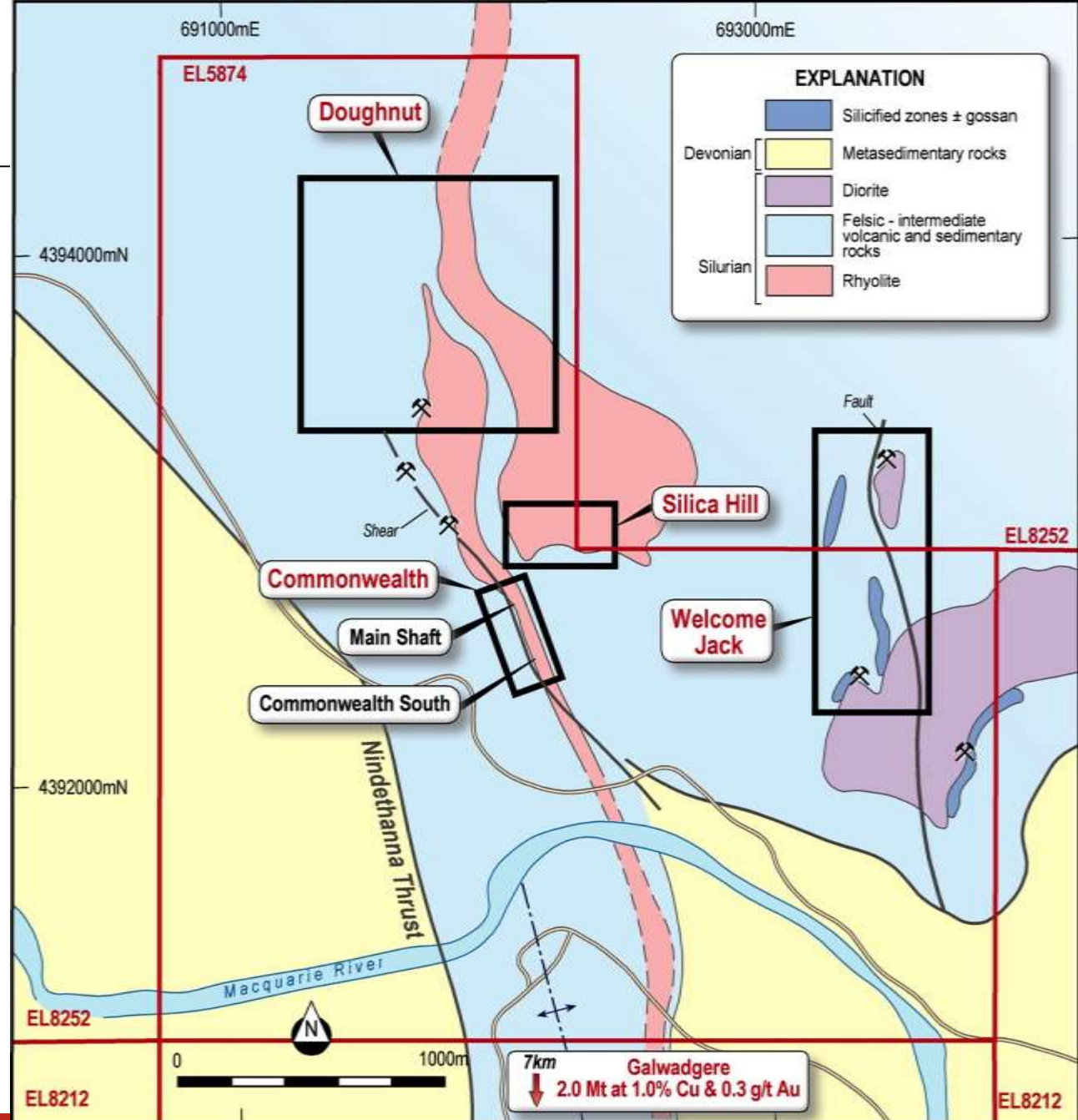


Major Copper-Gold Mining Province



Four Prospects, One System?

- Multiple targets over 5 square kilometres
- Potential to be part of one large system
- Where is the hidden Cadia-Ridgeway?

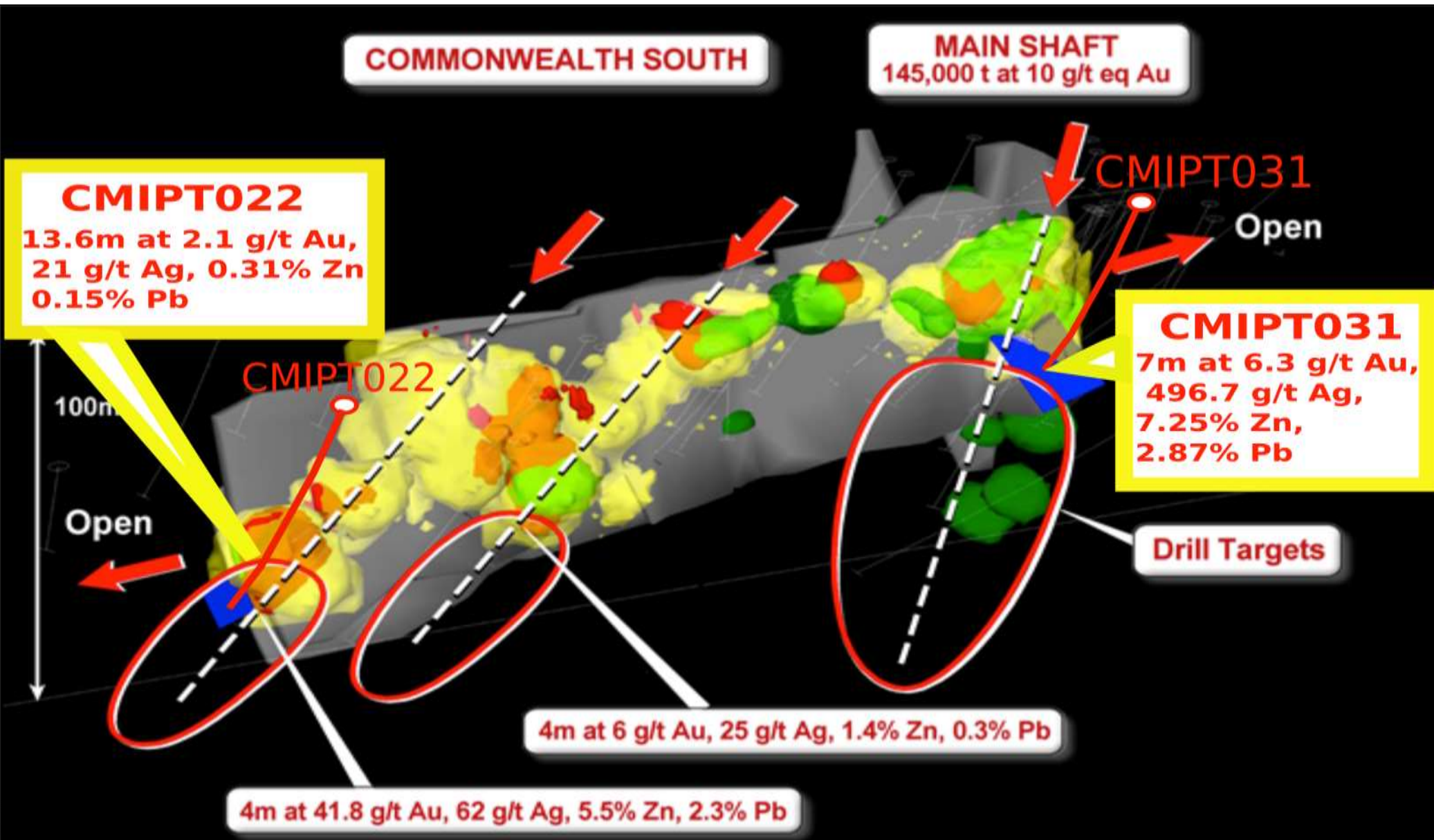


Inferred Resource Statement

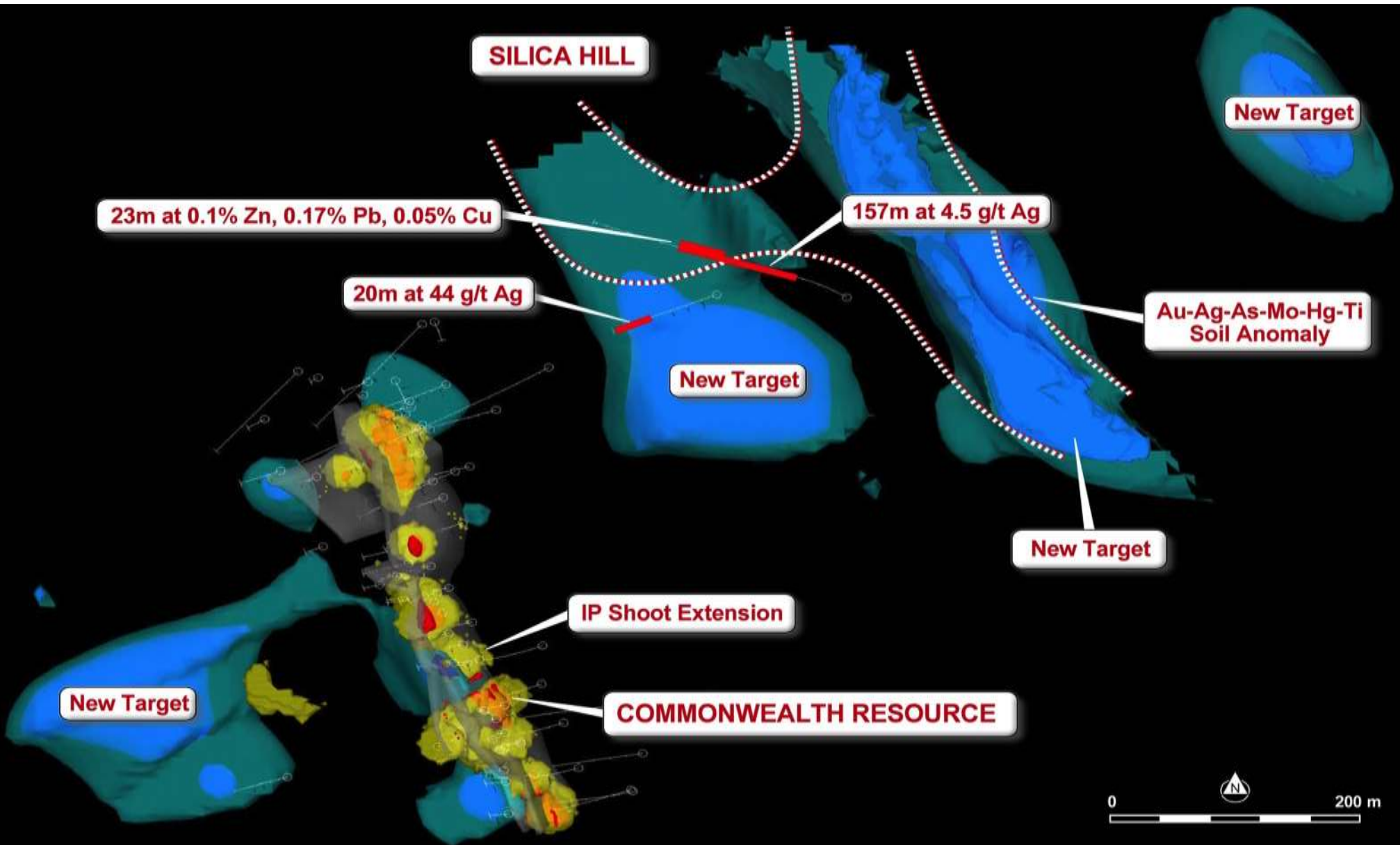
Category	Tonnes	Au ppm	Ag ppm	Cu%	Pb%	Zn%
Inferred	722,000	2.78	48	0.1	0.6	1.5

722,000 tonnes at 4.5 g/t gold equivalent for 100,000 gold equivalent ounces
>1,000 oz gold equivalent per vertical metre from surface
Potential very profitable starter pit

Extensions to Commonwealth Deposit: Ore Shoots Open at Depth



What's Hiding Under Silica Hill?



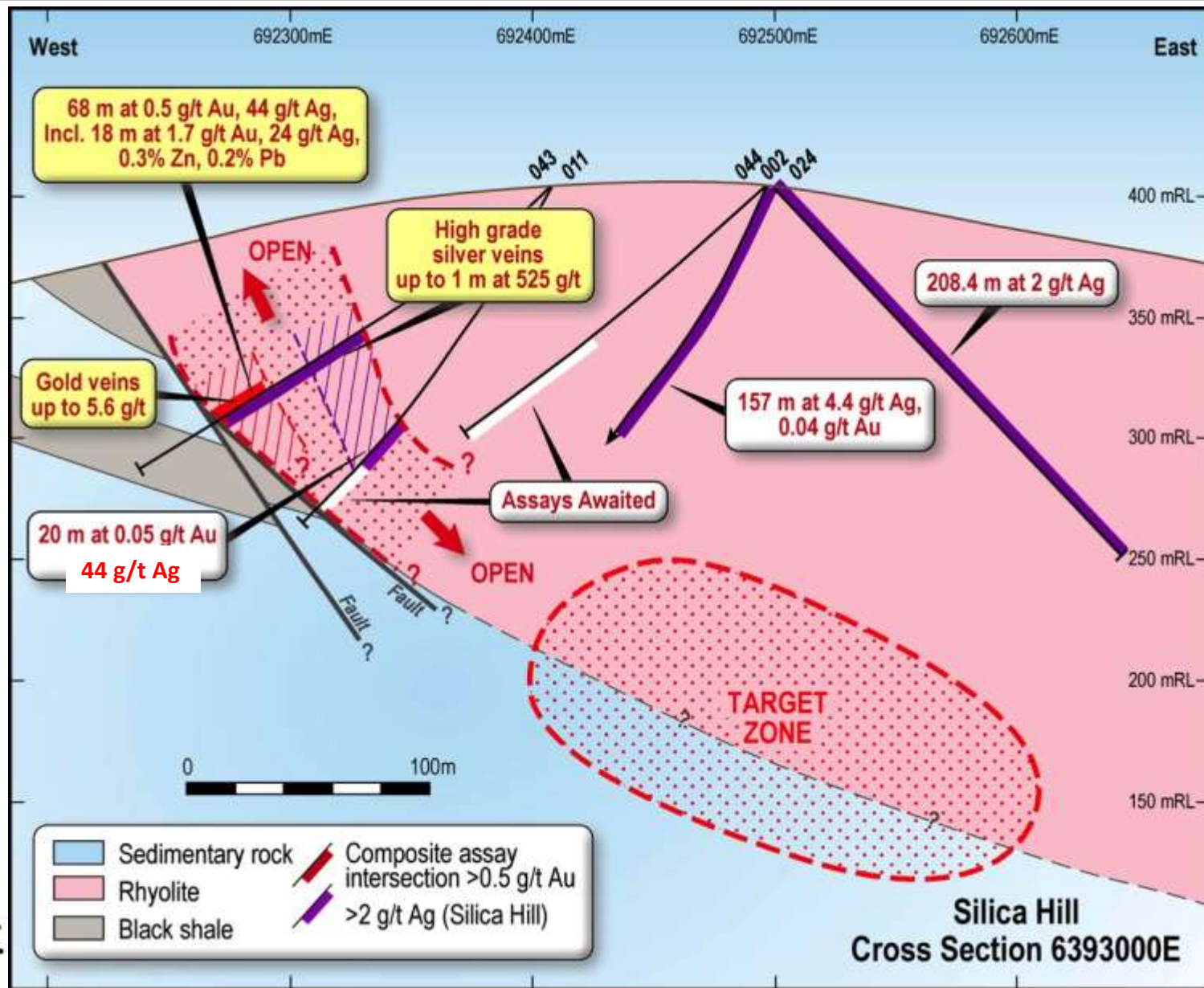
This!

- Massive sulphide vein: looks like Main Shaft.
- Massive sulphide vein and quartz vein with visible silver minerals

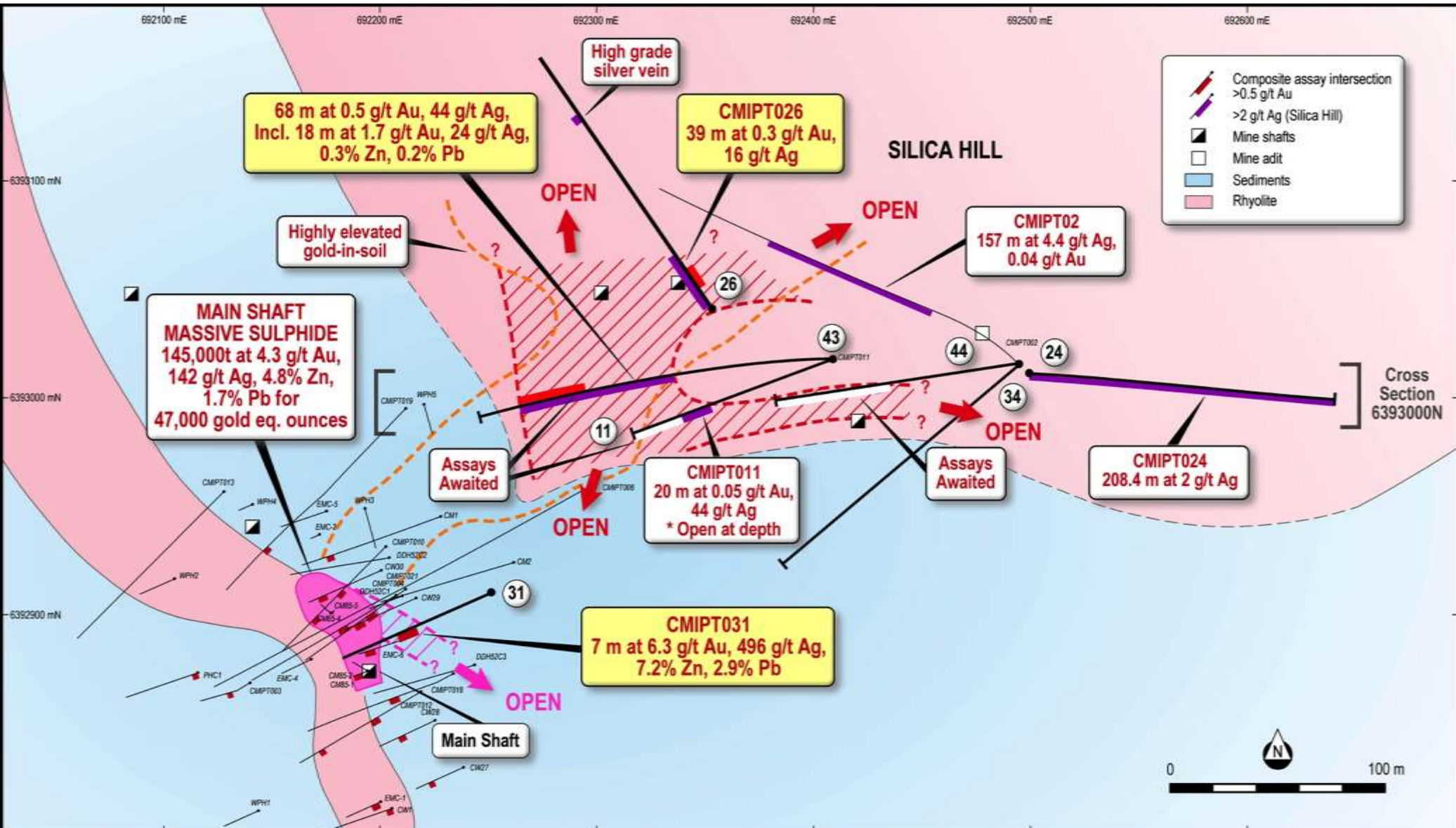


Upper-silver rich zone and Lower gold-rich zone

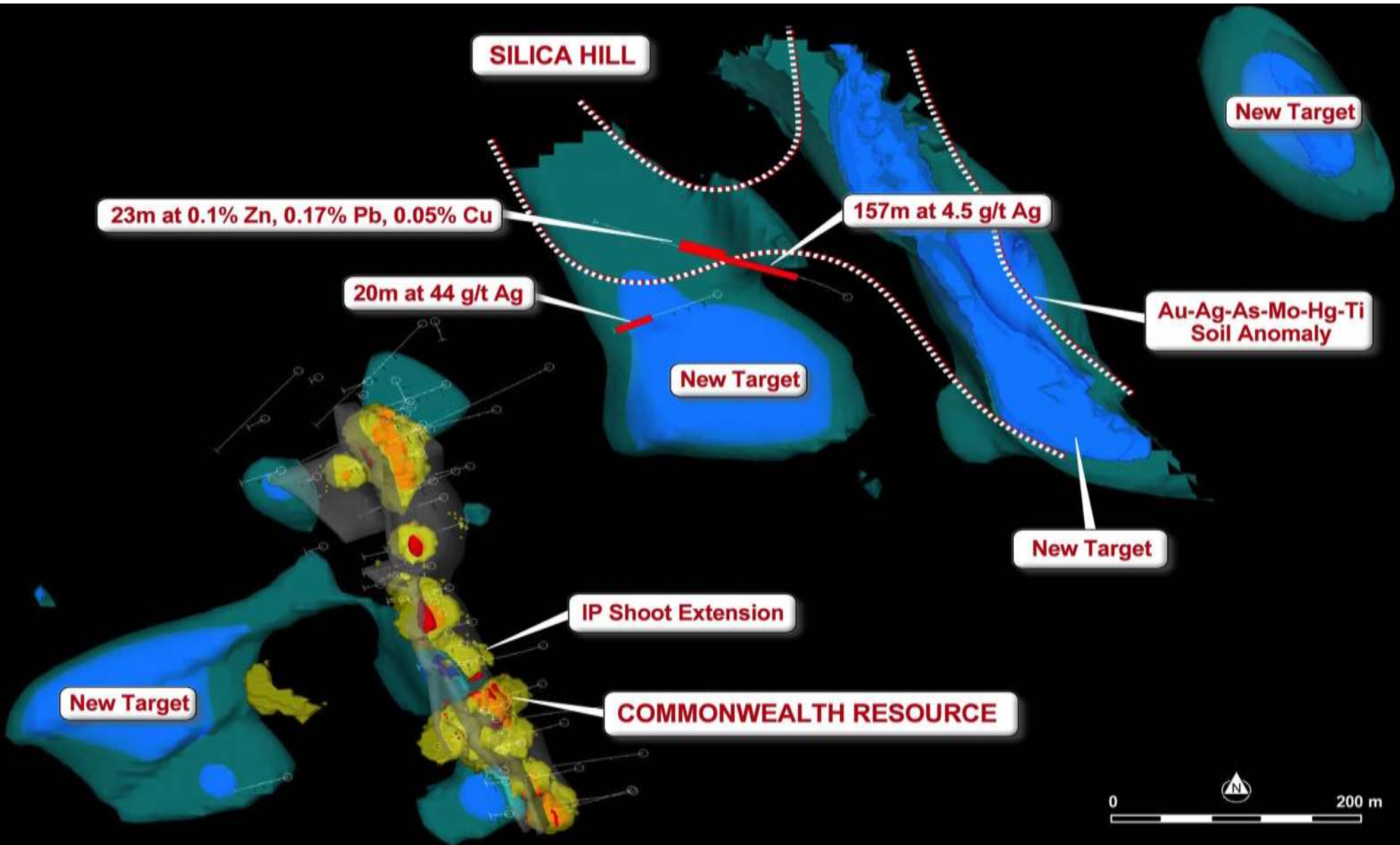
Increasing gold at depth??



75 m to 50 m thick zone of gold-silver mineralisation

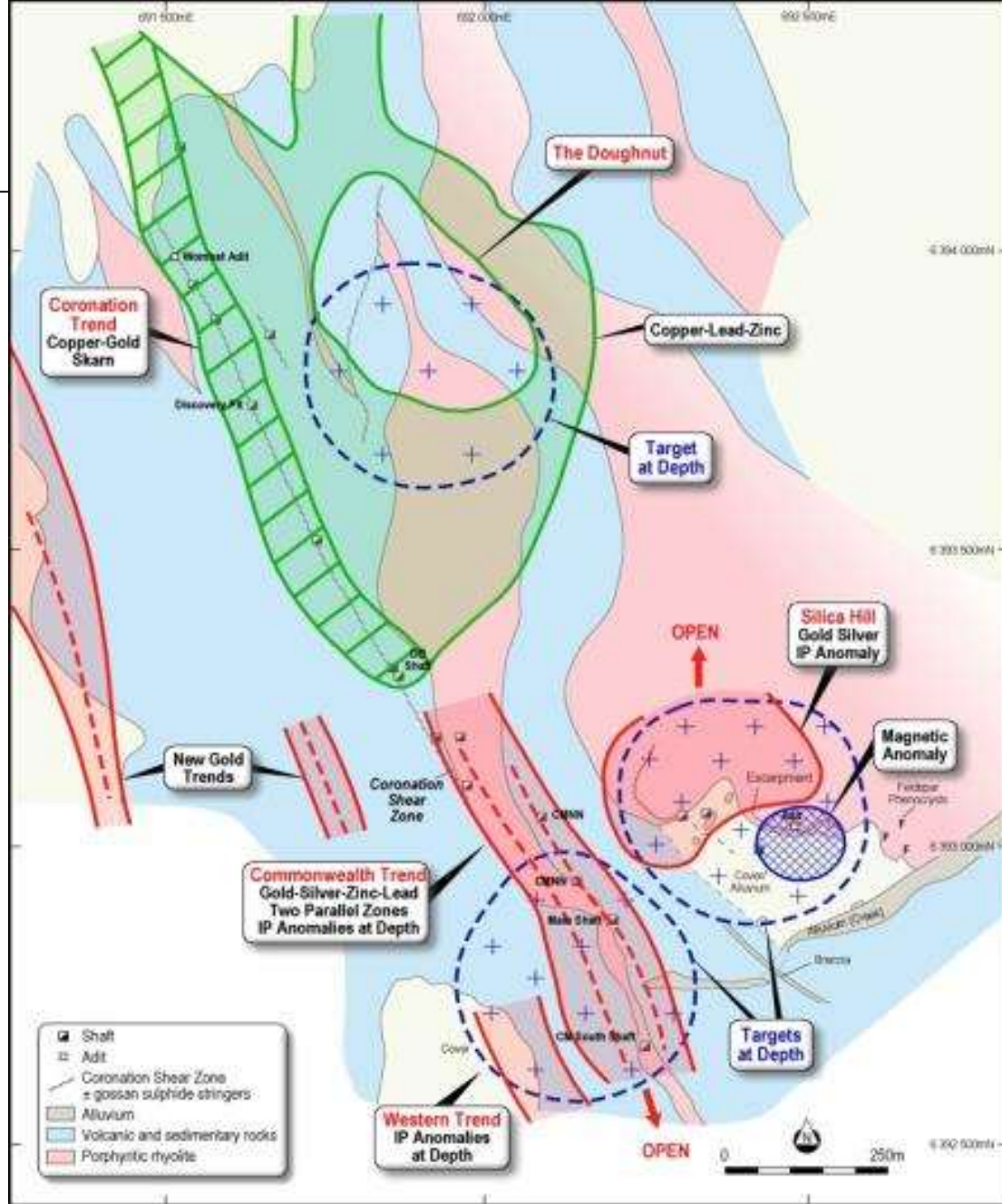


What's Hiding Under Silica Hill?

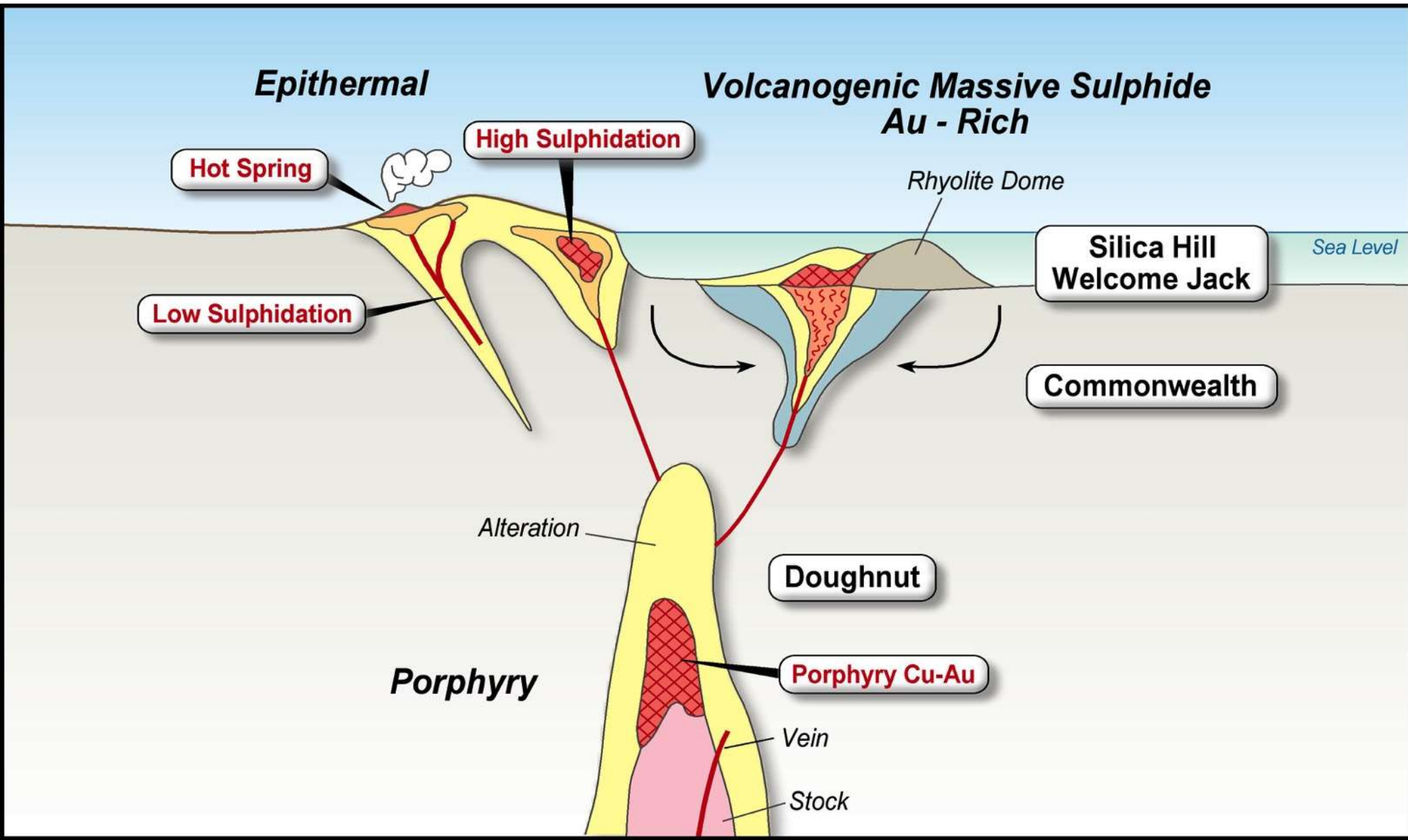


The Big Picture?

- Multimillion ounce potential
- Recognition of metal-assemblages in soil geochemistry indicating
 - Porphyry copper-gold similar to Cadia Ridgeway (>\$25 billion of metal)
- Major breakthrough for Impact



Major Porphyry Potential?



Investment Summary

- Strongly backed by private equity
- Strong financial position of about \$3 million
- Three projects with proven high grade results and all with potential for a major discovery
- Major drill programme at Commonwealth in progress
- Follow up drill programme at Broken Hill to start Q3 2016

Excellence in Exploration

Disclaimer

What You Should Know

Find out more – This presentation is being used as a presenter's aid with summarised information. See Impact's other periodic and continuous disclosure announcements lodged with the Australian Securities Exchange, which are available at www.asx.com.au or www.impactminerals.com.au, for more information.

Third party information – Impact does not make any representations as to the accuracy or otherwise of third party information, including where projections are given.

Forward-looking statements – Within this presentation there may be certain forward-looking statements, opinions and estimates. These are based on assumptions and contingencies which are subject to change without notice and are not guarantees of future performance. Impact assumes no obligation to update such information.

Taking action – Please undertake your own evaluation of the information in this presentation and contact your professional advisers if you wish to buy or sell Impact shares.

Competent Person Statement and JORC Compliance

Exploration Results: The review of exploration activities and results contained in this report is based on information compiled by Dr Mike Jones, a Member of the Australian Institute of Geoscientists. He is a director of the company and works for Impact Minerals Limited. He has sufficient experience which is relevant to the style of mineralisation and types of deposits under consideration and to the activity which he is undertaking to qualify as a Competent Person as defined in the 2012 edition of the Australasian Code for Reporting of Exploration Results, Mineral Resources and Ore Reserves (the JORC Code). Mike Jones has consented to the inclusion in the report of the matters based on his information in the form and context in which it appears.

Commonwealth Resource Statement: The information in this report which relates to Mineral Resources is based upon information compiled by Ian Glacken, who is a Fellow of the Australasian Institute of Mining and Metallurgy. Ian Glacken is an employee of Optiro Pty Ltd and has sufficient experience which is relevant to the style of mineralisation and type of deposit under consideration and to the activity which he is undertaking to qualify as a Competent Person as defined in the 2012 edition of the Australasian Code for Reporting of Exploration Results, Mineral resources and Ore Reserves. Ian Glacken consents to the the inclusion in the release of a summary based upon his information in the form and context in which it appears.

JORC Compliance - 1

Resource and Reserve estimates: The information in this presentation relating to estimates of Exploration Results and Mineral Resources have been extracted from the following reports:

ASX Release Date	Title of ASX Release
17 July 2015	New Cornerstone Investor: Minderoo Group to invest up to \$7.3 million
19 May 2015	Widespread high grade rare platinum group metals confirmed in large arc east of Broken Hill
17 April 2015	High Grades of Rare but Potentially Economic PGM Elements Assayed at Impact's Broken Hill Project
1 April 2015	New Drill Targets for High Grade Copper-Nickel-Platinum Group Metals at Broken Hill
19 February 2015	Maiden High Grade Resource at Commonwealth, NSW
6 February 2015	Impact Moves to 100% of the Mulga Tank Ni-Cu-PGE Project
23 January 2015	Further High Grade PGE-Copper-Nickel Assays returned at the Red Hill Prospect, Broken Hill
17 December 2014	High Grade Copper-Nickel-PGE Assays at Red Hill Prospect, Broken Hill
22 October 2014	Assays Confirm 1 Km2 High Grade Gold-Silver Project at Commonwealth, NSW
22 September 2014	Bonanza Gold Grades at Commonwealth South
1 July 2014	Major Porphyry Copper-Gold and High-Grade Epithermal Gold-Silver-Base Metal Potential Revealed at the Commonwealth Project, NSW

JORC 2012 Compliance - 2

The ASX releases referenced in the previous slide are on the Impact website at www.impactminerals.com.au. The Company confirms that it is not aware of any new information or data that materially affects the information included in the most recent market announcement for each deposit and, in the case of Mineral Resources and Ore Reserves, that all material assumptions and technical parameters underpinning the estimates in the relevant market announcement continue to apply and have not materially changed. The Company confirms that the form and context in which the Competent Person's findings are presented have not materially modified from the original market announcement.

Platinum Equivalent Calculations for Broken Hill

Platinum equivalent calculation represents the total metal value for each metal, multiplied by the conversion factor, summed and expressed in equivalent platinum percentage. These results are Exploration Results only and no allowance is made for recovery losses that may occur should mining eventually result. However it is the Company's opinion that elements considered here have a reasonable potential to be recovered as evidenced in similar multi-commodity natured mines elsewhere in the world. Platinum equivalent conversion factors and long-term price assumptions used in \$A dollars are as follows:

Platinum \$1,528/ounce; palladium \$1,015/ounce; rhodium \$1,506 /ounce; osmium \$500/ounce; iridium \$763/ounce, ruthenium \$65/ounce, gold \$1581/ounce, copper \$3.60/lb and nickel \$7.54/lb.

Gold Equivalent Calculations for Commonwealth

Gold equivalent calculation represents the total metal value for each metal, multiplied by the conversion factor, summed and expressed in equivalent gold percentage. These results are exploration results only and no allowance is made for recovery losses that may occur should mining eventually result. However it is the Company's opinion that elements considered here have a reasonable potential to be recovered as evidenced in similar multi-commodity natured mines elsewhere in the world. Gold equivalent conversion factors and long-term price assumptions used are as follows:

Gold \$1581/ ounce, silver \$22.21/ounce, copper \$7,320/tonne, lead \$2,345.94/tonne; zinc \$2,74/ tonne.